

The Ferry Access Information

Address: 25 Anderston Quay, Glasgow

Please note that the lighting in the images provided will not reflect the lighting at the event or of the space in general as the venue was under construction with limited electricity available, so this could not be fully assessed at the time.



How to get here:

The Ferry is a floating live music venue and bar on a pedestrianised path called National Cycle RTE 75 on the River Clyde which is parallel to a busy main road.

Bus: The nearest bus stop is North Street where the X19 stops. The journey is around 5 minutes from the stop to the station at a leisurely pace.


Train or Subway: The nearest train station is Anderston which is an 18 minute journey from the venue at a leisurely pace. The nearest subway is St Enoch which is a 16 minute journey from the venue at a leisurely pace.

Taxi: We suggest getting dropped off on the corner of Washington Street and Anderston Quay for the shortest journey to the venue. If you are at the venue and need a staff member to call a taxi for you or help you order a taxi please speak to someone who is described as below in the staff section. We recommend **Glasgow Taxis**, their phone number is: **0141 429 7070**.

Drive: The Ferry is on a pedestrianised path which is parallel to the road Broomielaw which becomes Anderston Quay. There is no on street parking close by but there are nearby pay and display car parks, Brown Street Car Park and Washington Street Car Park which are both around a 6 minute journey from the venue at a leisurely pace.

Staff:

This event will be supported by two staff teams, one from the venue and one from Counterflows Festival. The Ferry staff wear blue t-shirts, management wear their own smart-casual clothing. Counterflows Staff and Volunteers wear black t-shirts with a Counterflows 2023 design on them:



The staff will be scattered around the venue and will be present to assist with opening doors, using the lift, finding a seat and any other support requests you have.

Building Main Entrance:

There are two entrances to The Ferry. One entrance is on the left side of the building, down four steps from the path through a grey-silver gate and into a blue tunnel bridge. The steps are wide and have bannisters on both sides, the tunnel bridge has bannisters on both sides. How steep the tunnel bridge is depends on the tide. After the bridge there is a small metal ramp down from the bridge and another small metal ramp up to the main entrance doorway. The metal ramps and landing between the bridge and doorway are a metal grate texture and could be slippery when wet. The doorway has a small wooden lip on the floor which is marked with yellow and black hazard tape..



The second entrance is step-free, it is on the right hand side of the building down the path with two thin bollards which leads you to the entrance of the blue tunnel bridge. How steep the tunnel bridge is depends on the tide and if it is very steep additional assistance may be needed and will be available. The flooring of the tunnel bridge is smooth. The tunnel bridge has bannisters on both sides. After the bridge there is a small metal ramp down from the bridge and another small metal ramp up to the main entrance doorway. The metal ramps and landing between the bridge and doorway are a metal grate texture and could be slippery when wet. The doorway does have a small wooden lip on the floor which is marked with yellow and black hazard tape and which may also require additional assistance to pass through. **You do not need to contact the venue beforehand to access the step-free entrance but you can contact them if you would like to discuss the accessibility of the venue.**



Tickets will be checked at the door by a staff member. You can provide either digital tickets on your phone or a paper print out. There will be security at the door and they may check your bag on entering the venue.

Getting to main performance hall :




The main entrance brings you to a mezzanine level floor with a bar and seating. The main hall is on the lower floor which can be accessed via the lift or stairs.

The Lift: From the main entrance turn right and the lift is directly in front of you. The lift can only be operated by a staff member and there will be one nearby to the lift entrance to assist you on both the upper and lower floor of the venue. The lift will take you down to the accessible toilet and a small metal ramp leading to the audience area.



The Stairs: There are two sets of stairs. The first set which are on the right of the main entrance takes you directly into the audience area of the lower floor. The second set are also on the right but further down, next to the entrance of the lift and this will take you down to the accessible toilets and a small ramp leading to the audience area. The stairways are narrow with bannisters and are constantly lit. There are around 12 stairs.



Main Performance Area:

A small rectangular audience area with a raised stage and large speakers, surrounded by the mezzanine upper floor on three sides. Seating can be available in this space if needed, ask a staff member to assist with this.



Seating:

Most of the seating is upstairs by the bar on the mezzanine upper floor. The seating options available are unpadded loose chairs with backs and no arms or unpadded chairs with arms which are outside on the terrace and could be brought inside if needed.

**Toilets:**


The accessible toilet is on the lower floor which can be accessed by lift or stairs as described above. The entrance to the toilet is right by the entrance to the lift. The toilet has grab bars, a lowered sink and an emergency cord.

There are also gendered toilets with cubicles and urinals available on the opposite side of the audience area/dance floor to the accessible toilet. There are 11 cubicles in total.

General Environment:

The path next to the river can be windy and cold, especially at night so please dress for the weather! This venue is on the river and therefore surrounded by water. It doesn't feel wobbly like a boat but does give the sense of being on one, especially when you look out of the large windows. There is neutral white, cream and dark grey decor with smooth lino flooring. On the bottom landing of the second set of stairs and at the bottom of the lift where the accessible toilet is, there is carpeted flooring. As stated previously, we were not able to assess the lighting in this venue but they have assured us that no flashing lighting or disco lighting will be used. There is usually one colour lighting on the upper floor, stairways and the lift are well lit and the lower performance area has dim lighting.

The venue has an outside terrace with tables and chairs that can be accessed on the upper mezzanine floor.



Saturday 8th April: DJ Diaki + Proc Fiskal + Boosterhooch

- You can leave and re-enter the space at any time during the performances
- The lights for this event will mostly be dark, and flashing lights will be on the dancefloor area. If you want a slightly brighter place to enjoy the night we recommend getting a seat upstairs.
- Caregivers are more than welcome to attend this event, but afraid this event will not be suitable for children.
- This event will be constantly loud throughout with no breaks.

Sunday 9th April: RON-PON, Donna Candy + Max Syedtollan with Music Space

- You can leave and re-enter the space at any time during the performances
- The lights for this event will be on before and after performances, but will dim for the performances themselves. The performances might involve moving/changing lighting(tbc)
- Caregivers are more than welcome to attend this event, but afraid this event will not be suitable for children.
- Each performance will involve bands performing music at a fairly loud level. We recommend ear defenders for this

Emergency Evacuation:

Staff will guide everyone out of the venue in the event of an evacuation. All emergency exits are on the upper mezzanine floor. For those needing step-free evacuation, if you are on the lower level in the main performance area, the lift can only fit one wheelchair at a time and would restrict the amount of wheelchair users or those needing step-free evacuation, that could safely be evacuated. We realise that this is not an adequate level of accessibility for wheelchair users or those needing step-free access to our events at this venue and we are working on improving this. **Please contact Counterflows through the contact channels below if you would like to discuss this before attending.**

Contacts:

If there is an access barrier that we have not covered in this document please let us know as we strive to make everyone welcome at our events. We are happy to try and provide solutions to any access barriers that may stop you from attending an event in person if you want to be there. If you would like to contact us for a chat or to share any access requirements please call or email us.

If you would like to discuss any access related concerns or questions you have please contact Counterflows by phone or email.

Email: counterflows@gmail.com

Phone: 07939607934

If no one answers please... leave a message/email. counterflows@gmail.com

You can also contact the venue, The Ferry, to discuss any access related concerns or questions you have by phone or email.

Email: info@the-ferry.co.uk

Phone: 01698 360085